



Illinois Environmental Protection Agency

Bureau of Water • 1021 N. Grand Avenue E. • P.O. Box 19276 • Springfield • Illinois • 62794-9276

Division of Water Pollution Control ANNUAL FACILITY INSPECTION REPORT

for NPDES Permit for Storm Water Discharges from Separate Storm Sewer Systems (MS4)

This fillable form may be completed online, a copy saved locally, printed and signed before it is submitted to the Compliance Assurance Section at the above address. Complete each section of this report.

Report Period: From March, 1, 2017 To March, 1, 2018

Permit No. ILR40 0103

MS4 OPERATOR INFORMATION: (As it appears on the current permit)

Name: Orland Township Highway Department Mailing Address 1: 16125 S. Wolf Road
Mailing Address 2: _____ County: Cook
City: Orland Park State: IL Zip: 60467 Telephone: 708-403-5148
Contact Person: Jeanette Malone Email Address: highway@orlandtownship.org
(Person responsible for Annual Report)

Name(s) of governmental entity(ies) in which MS4 is located: (As it appears on the current permit)

Orland Township Cook County, IL

THE FOLLOWING ITEMS MUST BE ADDRESSED.

- A. Changes to best management practices (check appropriate BMP change(s) and attach information regarding change(s) to BMP and measurable goals.)
 - 1. Public Education and Outreach
 - 2. Public Participation/Involvement
 - 3. Illicit Discharge Detection & Elimination
 - 4. Construction Site Runoff Control
 - 5. Post-Construction Runoff Control
 - 6. Pollution Prevention/Good Housekeeping
- B. Attach the status of compliance with permit conditions, an assessment of the appropriateness of your identified best management practices and progress towards achieving the statutory goal of reducing the discharge of pollutants to the MEP, and your identified measurable goals for each of the minimum control measures.
- C. Attach results of information collected and analyzed, including monitoring data, if any during the reporting period.
- D. Attach a summary of the storm water activities you plan to undertake during the next reporting cycle (including an implementation schedule.)
- E. Attach notice that you are relying on another government entity to satisfy some of your permit obligations (if applicable).
- F. Attach a list of construction projects that your entity has paid for during the reporting period.

Any person who knowingly makes a false, fictitious, or fraudulent material statement, orally or in writing, to the Illinois EPA commits a Class 4 felony. A second or subsequent offense after conviction is a Class 3 felony. (415 ILCS 5/44(h))

Owner Signature:
Brian H. Younker
Printed Name:

4/10/18
Date:
Highway Commissioner
Title:

EMAIL COMPLETED FORM TO: epa.ms4annualinsp@illinois.gov

or Mail to: ILLINOIS ENVIRONMENTAL PROTECTION AGENCY
WATER POLLUTION CONTROL
COMPLIANCE ASSURANCE SECTION #19
1021 NORTH GRAND AVENUE EAST
POST OFFICE BOX 19276
SPRINGFIELD, ILLINOIS 62794-9276

This Agency is authorized to require this information under Section 4 and Title X of the Environmental Protection Act (415 ILCS 5/4, 5/39). Failure to disclose this information may result in: a civil penalty of not to exceed \$50,000 for the violation and an additional civil penalty of not to exceed \$10,000 for each day during which the violation continues (415 ILCS 5/42) and may also prevent this form from being processed and could result in your application being denied. This form has been approved by the Forms Management Center.

TOWNSHIP OF ORLAND

CONSTRUCTION PERMIT



Paul A. O'Grady
Supervisor

Cindy M. Murray
Clerk

Patrick Feldner
Maria Sanfilippo
Antonio Rubino
John Lynch
Trustees

Rich E. Kelly
Assessor

Brian H. Younker
Highway Commissioner

Office Locations

Administrative Office
Assessor's Office
Youth & Family
Counseling Services
14807 S. Ravinia Avenue
Orland Park • IL 60462

Main Fax Number
(708) 403-4260

Administrative Office &
Assessor's Office
Telephone Number
(708) 403-4222

Youth & Family Counseling
Services Office
Telephone Number
(708) 403-4001

Highway Department Office
16125 S. Wolf Road
Orland Park • IL 60467

Telephone Number
(708) 403-5148

Fax Number
(708) 403-5165

www.orlandtownship.org

The Orland Township Highway Commissioner, on the basis of the statements and averments made in the construction application, does hereby issue Permit to _____ to perform the following work: **Install a driveway apron at , Orland Park, IL according to the Topographical Survey and Site Development Plan by _____ dated _____, 2017 submitted on _____ 2017 and incorporating the review comments from Morris Engineering which are 1) Erosion control is to be installed above the Base Flood Elevation, 2) No fill can be placed below the BFE line.** The duration of this work is from June 1, 2017 thru June 1, 2018. **The Clean Water Act requires that temporary erosion control measures be used during construction and permanent erosion control measures must be in place at completion of the project.** This construction is subject to my right of inspection* and final approval which will take place on or before June 1, 2018.

***Call for an inspection appointment before application of cement or asphalt**

Issued April 10, 2018

Brian H. Younker

Orland Township Highway Commissioner

- **This permit does not constitute any Flat Work Requirements as stated with the Department of Building and Zoning of Cook County, Illinois beyond the Orland Township right-of-way (see attached).**

PET WASTE

IS A THREAT TO THE
HEALTH OF OUR CHILDREN-DEGRADES
OUR TOWNSHIP-TRANSMITS DISEASE



PURSUANT TO ORLAND TOWNSHIP PET WASTE ORDINANCE
#02-09-17-02, A \$25.00 FINE WILL BE IMPOSED UPON THOSE
INDIVIDUALS WHO FAIL TO PICK UP AFTER THEIR PETS.

**PLEASE CLEAN UP
AFTER YOUR PET!**


REPORT FROM HIGHWAY COMMISSIONER **BRIAN H. YOUNKER**



Highway Commissioner
Brian H. Younker

Services:
The Highway Department maintains the residential streets and public right of way in unincorporated Orland Township. This includes repair and construction of streets, storm sewers, sidewalks, curbs and street signs.

RECYCLING INFORMATION



land Township frequently receives inquiries from residents concerning how and/or where to dispose of certain items such as compact fluorescent light (CFL) bulbs, batteries or oil-based paint. Our department always tries to help residents find a proper disposal site and we would like to share an online recycling directory we have found to be useful and easy to use: www.earth911.com.



STREET SWEEPING FOR UNINCORPORATED SUBDIVISIONS IS SCHEDULED FOR THURSDAY, NOV. 16 AND FRIDAY, NOV. 17

DATES ARE WEATHER PERMITTING



CHANGE YOUR CLOCK, CHANGE YOUR BATTERY ON SUNDAY, NOV. 5

Smoke detectors save lives, but they cannot operate with dead batteries. Change the battery when the time changes.



Services:

The Highway Department maintains the residential streets and public right of way in unincorporated Orland Township. This includes repair and construction of streets, storm sewers, sidewalks, curbs and street signs.

REPORT FROM HIGHWAY BRIAN H. Y

RECYCLING INFORMATION



Orland Township frequently receives inquiries from residents concerning how and/or where to dispose of certain items such as compact fluorescent light (CFL) bulbs, batteries or oil-based paint. Our department always tries to help residents find a proper disposal site and we would like to share an online recycling directory we have found to be useful and easy to use: www.earth911.com.



At that site, you will find a list of items often recycled. Simply click on that item and enter your zip code and the closest recycling location(s) will appear on the screen. If an item you would like to dispose of is not listed, you can enter the item in the designated box along with your zip code and the closest location(s) for that item will appear.

The Illinois Environmental Protection Agency (IEPA) also provides useful information as well as collection sites for household hazardous waste. Please visit www.epa.illinois.gov and search under "Citizens' Information."



STREET SWEEPING FOR UNINCORPORATED SUBDIVISIONS IS SCHEDULED FOR THURSDAY, NOV. 16 AND FRIDAY, NOV. 17

DATES ARE WEATHER PERMITTING

PLEASE COOPERATE BY MOVING VEHICLES FROM THE STREET

WINTER NEWS

With winter approaching, we urge residents to please take care of a few weather-related household chores when necessary. When it snows, be sure to shovel the snow away from the mailbox so the carrier can deliver the mail. It is important to keep those mailboxes accessible. And when removing snow from a driveway, shovel it so that it is piled on the right-hand side of the drive if you are facing the street. It will not be plowed back into your driveway by the Township trucks if the direction is left to right.



At that site, you will find a list of items often recycled. Simply click on that item and enter your zip code and the closest recycling location(s) will appear on the screen. If an item you would like to dispose of is not listed, you can enter the item in the designated box along with your zip code and the closest location(s) for that item will appear.

The Illinois Environmental Protection Agency (IEPA) also provides useful information as well as collection sites for household hazardous waste. Please visit www.epa.illinois.gov and search under "Citizens' Information."

Most recycling inquiries we receive concern TVs or other electronic devices. For information on recycling these items, please visit our website orlandtownship.org and see "Electronic Recycling" under the "Services" drop-down menu. This page explains the program and lists the items accepted, together with the days and hours of our recycling center's operation. Also available on this page is the link to obtain the required coupon for any television or any computer monitor you wish to drop off for recycling.

We keep this page current as to the service we offer for electronics recycling.


If you have any questions, please feel free to contact the Orland Township Highway Department at (708) 403-5148.

TREE TRIMMING

Tree trimming is necessary to remove potential hazards to vehicular traffic, cyclists and pedestrians. Vehicles and snowplows using the road require a clearance of 12 feet above the street (even with the curb line). A clearance of six feet above the sidewalk is necessary for pedestrians. In residential areas, highway signage must be visible from a distance of 225 feet. If residents do not trim their trees according to these guidelines, Township workers will trim the trees.

SAFETY FIRST: Always wear eye and ear protection, and other safety gear as appropriate, when operating a chain saw or other dangerous tools.

from a driveway, shovel it so that it is piled on the right side of the drive if you are facing the street. It will not be plowed back into your driveway by the Township trucks if the driveway is left to right.



After the plows go through, residents should not move snow that has been deposited in a driveway back into the street.

The winter parking restriction ordinance is now in effect and will be strictly enforced. Parking is prohibited after a two-inch snowfall. Please remove all vehicles from Township roads as soon as two inches of snow has accumulated, whether it's 3 a.m. or 3 p.m. When plows have to go around a parked vehicle, the snow left on the street freezes and creates a dangerous condition.

SNOW STAKES AVAILABLE

Snow stakes are available at the Township garage. Placement of these stakes along the outer easement will assist the driver in determining curb placement, and lessen the possibility of damaged sod. Please report sod damage to the Highway Department at (708) 403-5148 by Friday, April 20.

TRASH PICKUP DAY ON SNOW DAYS

If your trash pickup day coincides with a snowstorm, please place containers well back from the roadway. This will prevent the plow from sweeping them into the street.

can refer to Cook County's website - www.cookcountyil.gov/service/building-permits - to take the correct steps in applying for a permit.

LAWN CARE

Excess fertilizers and pesticides applied to lawns and gardens wash off and pollute streams.

- Don't overwater your lawn. Consider using a soaker hose instead of a sprinkler.
- Use pesticides and fertilizers sparingly; use organic mulch or safer pest control methods whenever possible.
- Compost or mulch yard waste.
- Cover piles of dirt or mulch being used in landscaping projects.

SEPTIC SYSTEMS

Leaking and poorly maintained septic systems release nutrients and pathogens (bacteria and viruses) that can be picked up by stormwater and discharged into nearby water bodies. Pathogens can cause public health problems and environmental concerns.

- Have your septic system inspected by a professional at least once every three years and pump your tank as necessary (every three to five years).
- Don't dispose of household hazardous waste in sinks or toilets.

By practicing healthy household habits, homeowners can keep common pollutants like automotive fluids, pet waste, trash, and pesticides off the ground and out of stormwater. Adopt these healthy household habits and help protect lakes, streams, rivers, wetlands and coastal waters. Remember to share these strategies with your neighbor!

IT IS UNLAWFUL TO DISCHARGE ANY SUMP PUMPS ONTO TOWNSHIP SIDEWALKS AND ROADS. THE STANDING WATER EXACERBATES PAVEMENT DETERIORATION AND CREATES AN ICE HAZARD IN WINTER. DRAIN HOSE SHOULD BE DIRECTED TO THE NATURAL DITCH BETWEEN HOMES AND ALLOWED TO FOLLOW GRADE.

Aug.-Oct.
2017
Newsletter

- Before crossing the street, stop and look in both directions.
- Cross at the corner. Motorists do not anticipate pedestrians crossing in the middle of the street or from between parked cars.
- Be visible. Wear light-colored clothing when going to or coming from school in darkness.
- Be extra alert in bad weather.

811 **PLANNING TO DIG?**
CALL JULIE FIRST
AT 811 OR (800) 892-0123


RESTORATION

When a property is damaged because of sewer repair or culvert replacement, the minimum period of time before restoration begins is approximately three months. This time is needed to allow the ground to settle and fill the voids created by excavating. Weather can affect the pace at which the ground settles.

UNDERSTANDING STORMWATER

Picture the grime of city streets – oil, grease and soot from cars and trucks, pet waste, trash and litter, sediment and debris from construction sites, and a mix of toxic chemicals. Now picture the same streets after a rainstorm. They look cleaner, right? Sure, but the debris and contaminants haven't just disappeared – they've been swept through street drains and underground pipes, then washed directly into nearby rivers, lakes and streams.

Wherever humans have paved or built over the natural world, dirty rainwater tends to run straight into our waterways, contaminating the water, destroying habitat and damaging property. Known as urban runoff, this type of pollution can have serious consequences, from spoiling drinking water to closing beaches and poisoning shellfish beds. The U.S. Environmental Protection Agency now considers urban runoff and pollution from diffuse sources the greatest contaminant threat to our nation's waters. The good news is that there are a number of proven solutions that towns and cities can use to reduce runoff pollution.



Pet waste can be a major source of bacteria and excess nutrients in local waters.

- When walking your pet, remember to pick up the waste and dispose of it properly. Flushing pet waste is the best disposal method. Leaving pet waste on the ground increases public health risks by allowing harmful bacteria and nutrients to wash into the storm drain and eventually into local waterbodies.

TRASH AND LITTER

Debris such as plastic bags, six pack rings, bottles and cigarette butts, when washed into water bodies, can choke, suffocate, or disable aquatic life such as ducks, fish, turtles, and birds.

- Dispose of trash and litter in an approved receptacle.

CONSTRUCTION

Erosion controls that aren't maintained can cause excessive amounts of sediment and debris to be carried into the stormwater system.

- Divert stormwater away from disturbed or exposed areas of the construction site.
- Install silt fences, vehicle mud removal areas, vegetative cover, and other sediment and erosion controls and properly maintain them, especially after rainstorms.
- Prevent soil erosion by minimizing disturbed areas during construction projects, and seed and mulch bare areas as soon as possible

*Aug-Oct 2017
 Newsletter*